

TILLARY MODULAR SEATING



COMFORT AND VERSATILITY

Plush and inviting, our Tillary modular sofa becomes a sleek seating group with the addition of our ottoman and corner cushion, which combine in myriad configurations. Sofa and corner have unattached, heavily weighted back supports that shift to any part of the platform, remaining securely in place, and lift off for lounging. Each piece has layers of soft padding over heavy-gauge sinuous springs and a durable hardwood/wood construction frame. Sofa includes base and two back supports. All components are available in cotton basket-weave upholstery or in herringbone suede-textured poly.

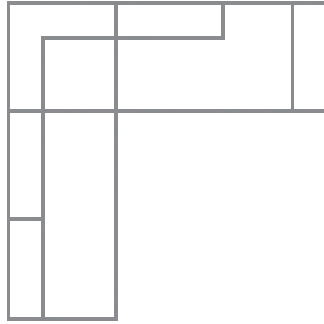
PERFECT YOUR LOUNGING TECHNIQUE

Consult our living + lounging guide and perfect the art of lounging on our chic sofas, sectionals and daybeds.

 <p>base: 74.5"w x 38"d x 15"h</p>	 <p>ottoman: 38"sq x 15"h</p>	 <p>overall dimensions (base + cushion): 74.5"w x 38"d x 27"h</p>
 <p>(A) back supports: 37.75"w x 12.5"d x 12"h each</p>	 <p>(B) corner cushion: 37.75"w x 37.75"d x 12"h</p>	

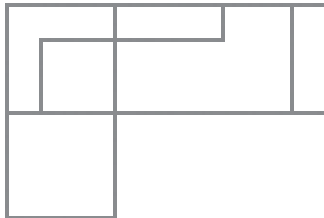
TILLARY MODULAR SEATING

TILLARY SET ONE




- SET ONE INCLUDES:**
- 2 - SOFA UNITS
 - 4 - BACK SUPPORTS
 - 1 - OTTOMAN
 - 1 - CORNER CUSHION

TILLARY SET TWO



- SET TWO INCLUDES:**
- 1 - SOFA UNIT
 - 2 - BACK SUPPORTS
 - 2 - OTTOMAN
 - 1 - CORNER CUSHION

TILLARY SET THREE



- SET THREE INCLUDES:**
- 2 - SOFA UNITS
 - 4 - BACK SUPPORTS