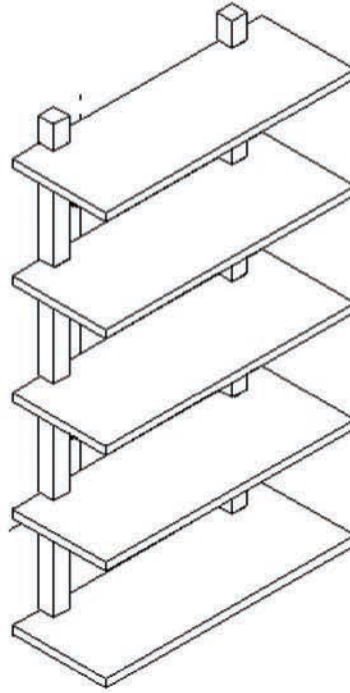



Note : Each shelf has a weight capacity of 25 Lbs



! Tools required:



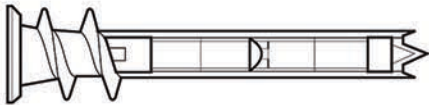
! Do not throw away packaging materials until assembly is complete.

! Assemble this item on a soft surface, such as cardboard or carpet, to protect finish.

! Proper assembly of this item requires 2 people.

## Hardware

A



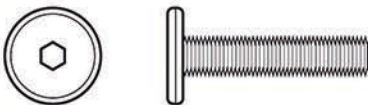
Toggles 6x

B



Screws 6x

C



Bolts 8x

D



Hex Key 1x