



To:
FROM:



To:
FROM:

WITH **JOY**




FOR YOU FROM ME

To:
FROM:



To:
FROM:

WITH **PEACE**



To:
FROM:

WITH **LOVE**

FOR YOU FROM ME





west elm

- 1 score and fold sheet along dotted line
- 2 cut out perimeter
- 3 punch out the center of the circle
- 4 loop ribbon through hole + affix to gift


west elm

RECIPE CARD HOW-TO:

Print this three-card template onto an 8 1/2-by-11-inch piece of heavy card stock.
Cut out each of the sturdy 3-by-5-inch cards - they're just the right size for a recipe box



MY FAVORITE RECIPE FOR:



A RECIPE

FROM THE KITCHEN OF:

