



**Orbit Base - Small**

**table de restaurant - Bases de Diamètre 16/Haut Diamètre 24**  
**mesa de restaurante - Bases de 16 diámetro/parte superior 16 diámetro**

### ENGLISH

- Do not dispose of any packaging or contents of the shipping carton until assembly is completed to avoid accidentally discarding small parts or hardware.
- The use of trivets and hot pads are recommended to protect the top surface from direct contact with hot dishes and cookware. Failure to do so could result in damage to the top surface.

### FRANÇAIS

- Ne jetez rien des produits d'emballage et du contenu de la boîte jusqu'à ce que l'assemblage soit terminé, afin d'éviter de jeter par mégarde de petites pièces ou des morceaux.
- L'utilisation de dessous de plat est recommandée pour protéger la surface supérieure contre les contacts directs avec des plats et des casseroles brûlants. Ne pas prendre cette précaution peut endommager la surface supérieure.

### ESPAÑOL

- Para evitar desechar accidentalmente las partes pequeñas o las piezas de ferretería, no tirar el embalaje o contenido de la caja hasta que el ensamblaje esté completo.
- Se recomienda usar trébedes o salvamanteles para proteger la superficie del contacto directo con platos y otros utensilios de cocina calientes. De lo contrario, podría dañarse la superficie.

---

#### Care Instructions:


- Dust often using a clean, soft, dry and lint-free cloth.
- When blot spills, wipe with a clean, damp cloth immediately.
- We do not recommend the use of chemical cleansers, abrasives or furniture polish on our lacquered finish.
- Hardware may loosen over time. Periodically check to make sure all connections are tight. Re-tighten if necessary.

#### Instructions d'entretien :


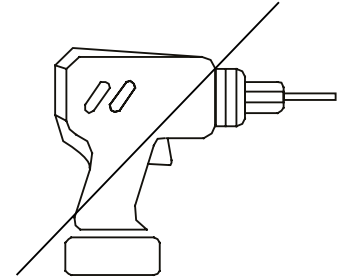
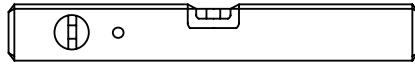
- Épousseter régulièrement avec un chiffon propre, doux et non pelucheux.
- Éponger immédiatement les liquides renversés et essuyer à l'aide d'un chiffon propre et humide.
- L'utilisation de produits nettoyants chimiques, d'abrasifs ou d'encaustiques sur nos finitions laquées n'est pas recommandée.
- Le matériel de fixation peut se desserrer avec le temps. Vérifiez régulièrement afin de vous assurer que tous les raccords sont bien serrés. Resserrez-les au besoin.

#### Instrucciones de cuidado:

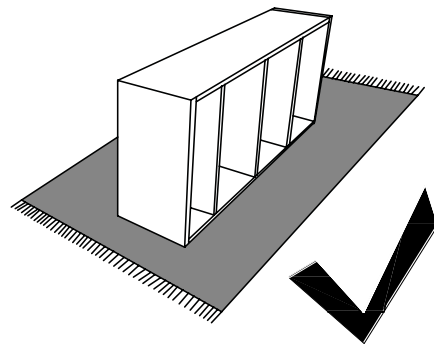
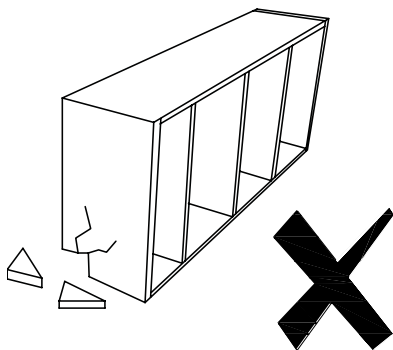
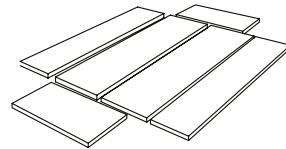
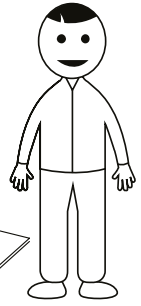

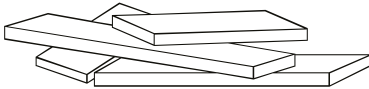

- Limpiar el polvo con un trapo limpio, suave, seco y libre de pelusas.
- Secar los derrames de inmediato y limpiar con un trapo limpio y húmedo.
- Recomendamos no usar limpiadores químicos, abrasivos o lustramuebles sobre el acabado barnizado.
- Las piezas de ferretería pueden aflojarse con el tiempo. Controlar periódicamente que estén bien ajustadas. Si es necesario, volver a ajustarlas.

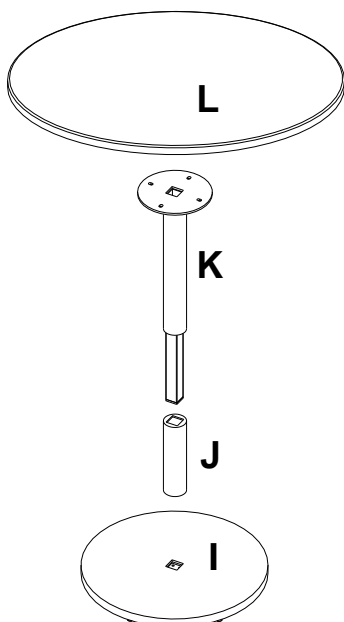


X1



?





**A**



**M6**  
**4x**

**B**



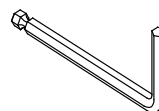
**M6**  
**4x**

**C**



**M6x25mm**  
**4x**

**D**



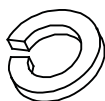
**4MM**  
**1x**

**E**



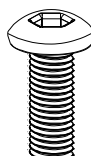
**M8**  
**4x**

**F**



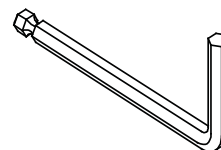
**M8**  
**4x**

**G**



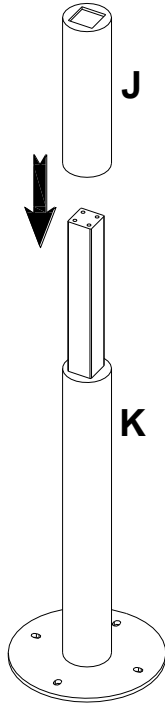
**M8x20mm**  
**4x**

**H**

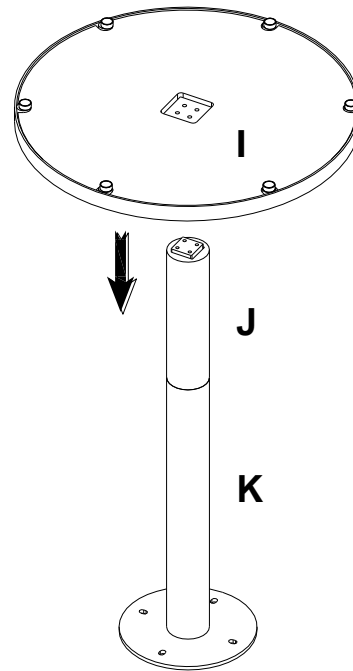


**5MM**  
**1x**

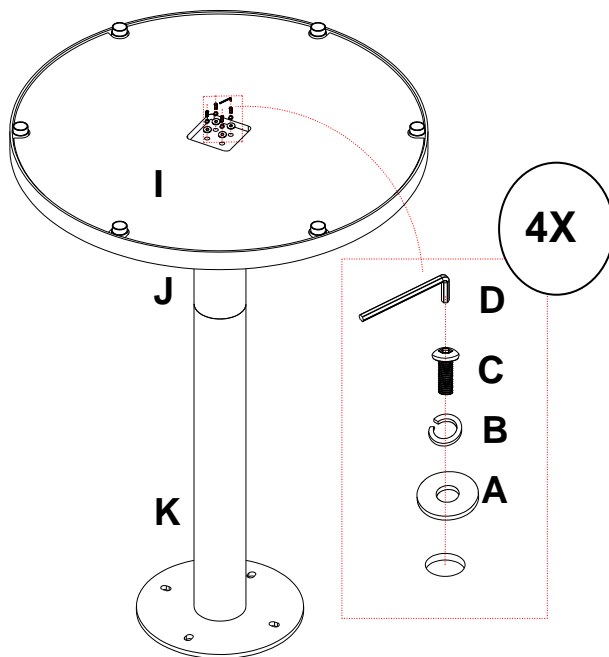
1



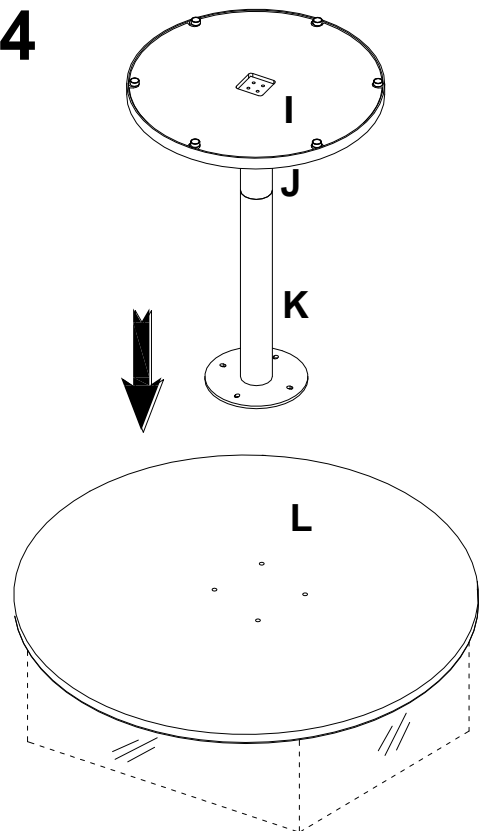
2



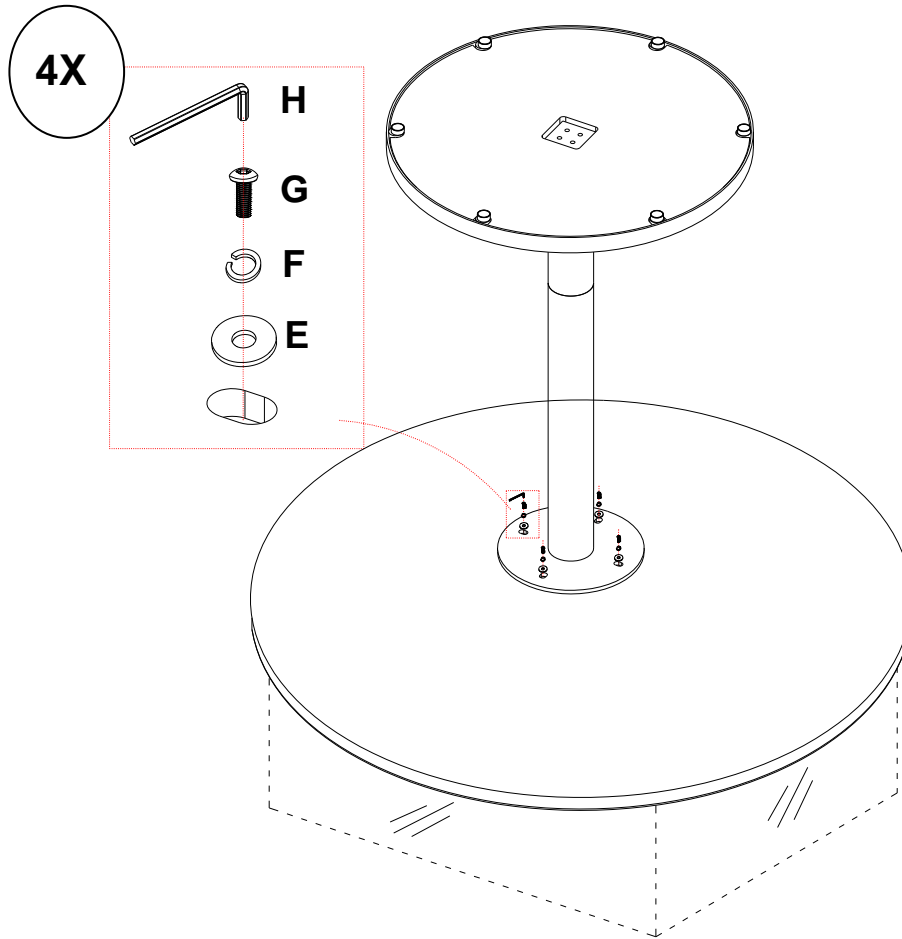
3



4



5



6

